

Connect to MEC



A Touchstone Energy® Cooperative 

What's Mine? What's the Co-op's?

At Menard Electric Cooperative we make every effort to provide you with reliable service and to make needed repairs as quickly as possible. Sometimes, a member's service is interrupted because of an issue with their equipment, not ours. This article can help you understand what equipment the cooperative is, and is not, responsible for.


Basically, we own everything before the service point and everything after that point belongs to you. What's the service point? Generally it's the meter. Here are some additional details and illustrations to show the service point in different situations.

Your meter is on a pole near your home

The co-op is responsible for providing and installing the pole and meter loop, including the base, meter, wiring, conduit, weather head, ground rod and ground wire. Note: Members have the option of building their own meter loop and are then responsible for it. The member is responsible for the service wire running from the pole to the house.

If a member is installing overhead service from the meter pole to the house the co-op will install load side service conductors within the conduit from the meter base up to the top of the pole to connect to the member's overhead service conductors. If a member is installing underground service from the meter pole to the house the member will install his conductors

Point of Service



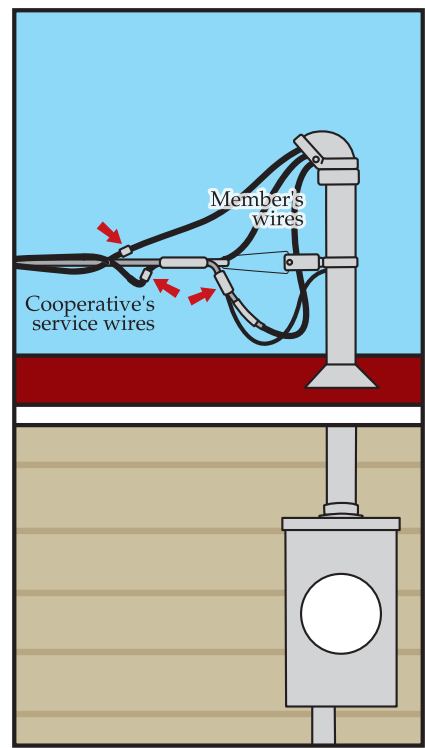
within conduit to the meter base and connect to the cooperative's meter base or breaker terminals.

Your meter is attached to your home

If your meter is on your home and the cooperative provides an overhead service, the wire to the top of the mast and the connection are the cooperative's. The meter base, mast, service wires, ground wire and ground rod are the member's responsibility.

If the co-op provides an underground service, the underground conductors

Point of Service



from the co-op's distribution system to the meter base are the co-op's responsibility. The meter base, service entrance wires, ground wire and ground rod are the member's responsibility.

In a new service the meter base is purchased from the co-op and set up by the member's electrician before service is connected.

These examples illustrate the most common residential services. In some cases, the set-up may look different. If you are unsure of what equipment is your responsibility and what belongs to the co-op, please give us a call.

Great time for budget billing

Don't let your monthly bill bust your budget, sign up for our budget billing program and never again be surprised by higher bills during heavy usage periods.

How it works

We'll calculate a monthly budget amount by estimating the average kilowatt-hours used in the previous 12 months. For new members, we'll use the best available data we have.

For 11 months, you'll be billed the same amount each month. Then, in the 12th month, you'll receive a bill containing either a credit (if you used less kilowatt-hours than expected during the previous 11 months) or an amount due (if you used more kilowatt-hours).

The next budget billing cycle begins with our July 2011 billing and ends with our May 2012 billing. The June 2012 bill will contain the credit or amount due. Call the office for more information or to sign up.

Office Closed

Good Friday-April 22



14300 State Hwy 97
P.O. Box 200
Petersburg, IL 62675

1-800-872-1203
217-632-7746
www.menard.com

Cleanup steps for CFLs

Compact Fluorescent light bulbs, or CFLs, make great sense for energy efficiency. You can even recycle them at Lowes or Home Depot. However, CFLs do contain a very small amount of mercury and care should be taken during cleanup of broken bulbs. The Environmental Protection Agency recommends these steps to clean up broken bulbs.



1. Open windows to air out area and shut off HVAC system.
2. Scoop up fragments/powder using stiff paper or cardboard and place in a glass jar or sealable plastic bag.
3. Use sticky tape to pick up remaining fragments/powder.
4. Wipe the area clean with damp paper towels. Only vacuum if necessary and dispose of bag or wipe out container.
5. Promptly place all debris and cleanup materials outdoors in a trash container.
6. Wash your hands.
7. Wait several hours until closing windows.
8. The next few times you vacuum, air out the room and change the bag.

Make One Change

We encourage you to make one small, no-cost change each month to save energy. To find out how all the little changes add up visit www.togetherwesave.coop.



Wise washing

Approximately 80 percent of energy used by washing machines heats water; use cold water when possible. Save more by only running full loads. When shopping for a new washer always look for the Energy Star seal and compare energy and water usage between models.

How much energy does your refrigerator use?

Your refrigerator draws electricity as it cycles on and off 24-hours a day, 365 days a year. But how much does it really cost you to run each year?

The answer depends on a few factors: the age of the unit, storage capacity, and, more than anything else, the number of times and length of time the door is held open. The age of your unit is important because insulation levels, door seals and other energy efficiency measures have changed over the years.

You can help your unit operate more efficiently by keeping the coils clean, which will allow the compressor to run less to release the heat. You can also keep the door closed as much as possible, not an easy task if you have children.

You can visit www.energystar.gov and click on Products/Find EnergyStar products/refrigerators/savings calculator to find a great annual cost estimation tool requiring your cost of electricity, cubic feet of storage capacity and style of fridge.

The chart here gives a basic estimate of the annual operating cost of an average size refrigerator.



Refrigerator Annual Operating Cost

Manufacture Year	Freezer-on-top	Side-by-side
Before 1980	\$206	\$266
1980-1989	\$159	\$205
1990-1992	\$120	\$154
1993-2000	\$80	\$104
2001-2006	\$51	\$67
New model	\$30	\$51

Estimates based on sizes between 16.5 and 19.9 ft. and electricity rate of 10 cents per kWh. Results derived from Energy Star's Refrigerator Retirement Energy Calculator.

Monthly Safety Tip

Flooding Dangers

Stay safe during floods. Be aware of possible electrical dangers in flooded basements and other areas. Stay away from storm-damaged areas where downed power lines could be energized and in contact with roadways and water.



Board Meeting Report

For full minutes please visit our website at www.menard.com or contact our office.

Present were Manager Lynn Frasco, Attorney Charles Smith and Directors Jerry Brooks, Michael Carls, Warren Goetsch, Donald McMillan, Michael Patrick, Roy Seaney and Steven Worner. President Gary Martin was present by phone. Director Jay Frye was absent. Brooks conducted the meeting.

President and Secretary were authorized to enter into franchise agreement with the Village of Williamsville.

Frasco reviewed cost analysis for the Virginia Well Construction Project.

Pole Use Agreement with Windstream KDL approved.

Moved that Rate Code 40-Seasonal Services be terminated effective December 31, 2011.

Each board member encouraged to complete and return Conflict of Interest Certification and Disclosure Form and Board Self Assessment Form.



Frasco reviewed the Capital Credit Estate Refunds Report.

Year to date margins were \$955,799 compared to \$1,033,449 a year earlier. Equity as of the end of December was 33.91% and the number of members served was 10,522 compared to 10,506 a year ago.

Net Utility Plant at the end of December was \$35,445,839 compared to \$35,489,932 last year. The cooperative continues to meet the requirements of the RUS, FFB and NRUCFC.

Co-op Connections Card

Are you still using your Co-op Connections Card? Don't forget to try it at the pharmacy. Our members saved more than \$1,000 (59%) on prescriptions in February alone! You can also find deals at local shops and restaurants—see the listing of participating businesses on our website at www.menard.com.



Surge Protection

Did you know we offer surge protection for your home? We offer both whole house surge protection at the meter as well as point of use surge protectors. You can rest easy knowing your appliances and valuable electronics are safe. Visit our website at www.menard.com for more information or call the office.